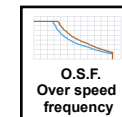
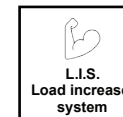
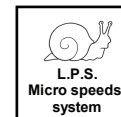

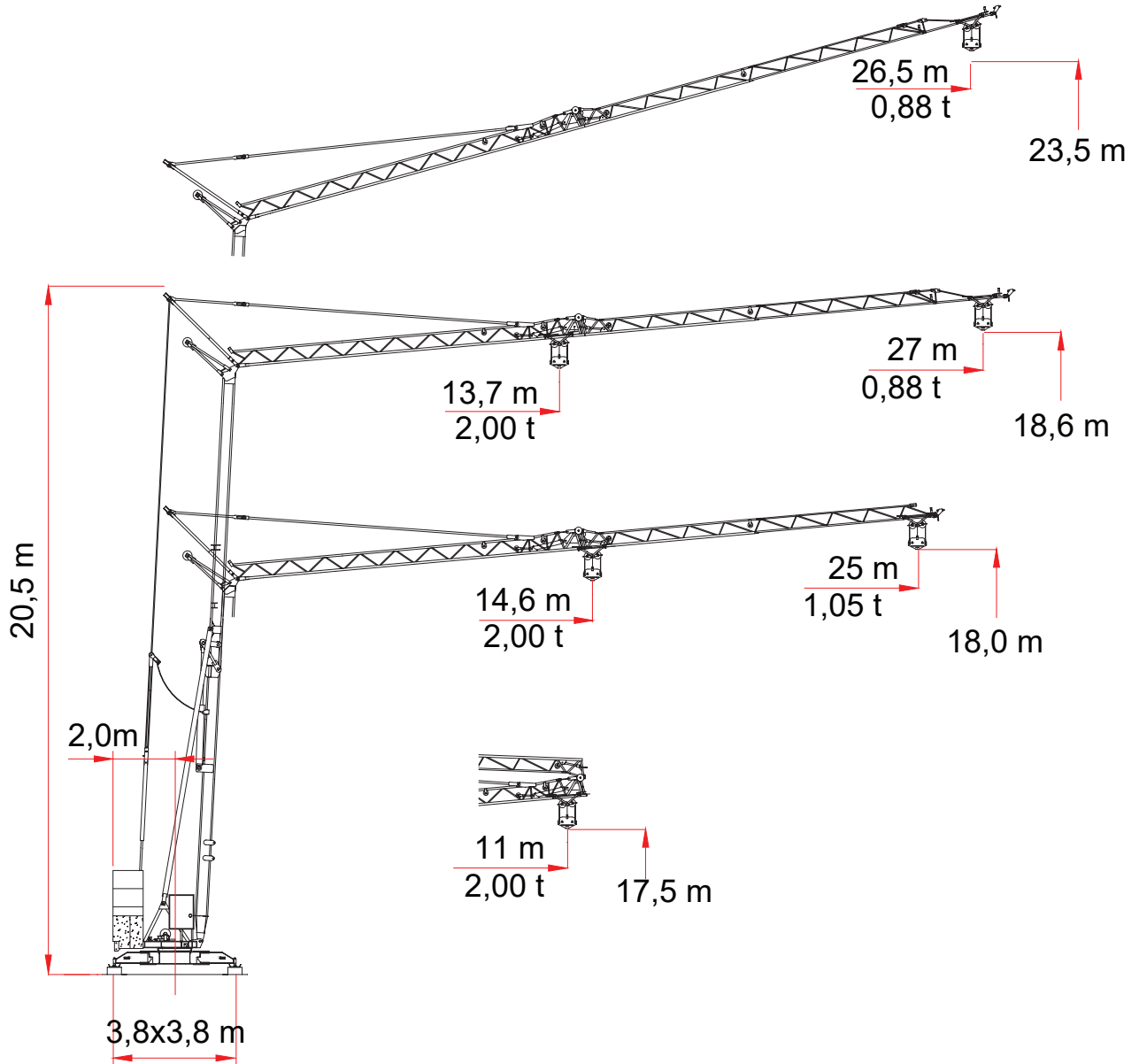
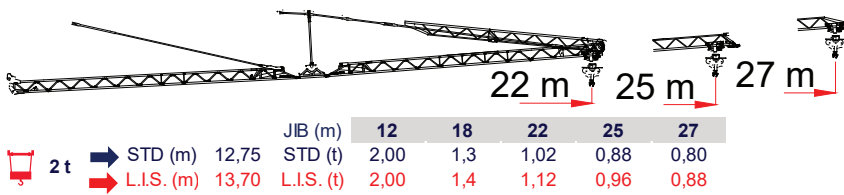
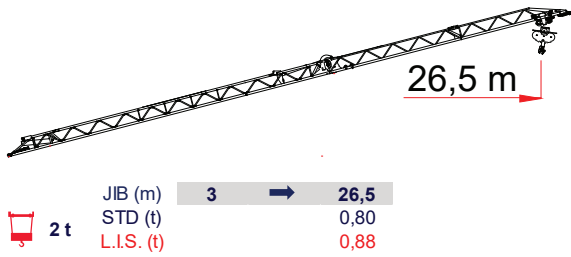
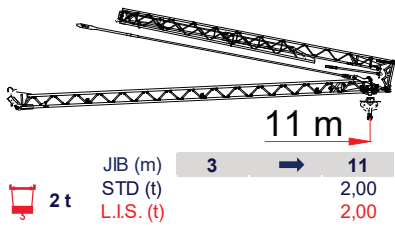


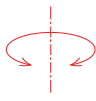



ESH 28

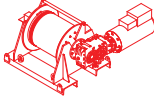




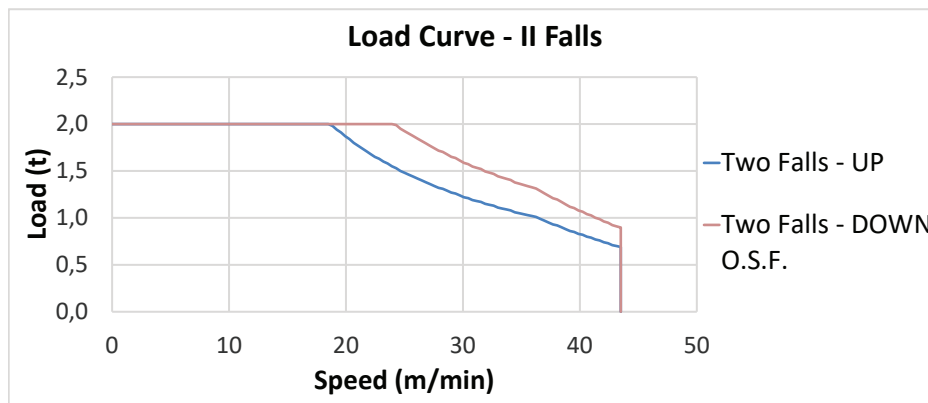


L.I.S. = Load Increase System

All intermediate loads can be increased till a maximum of 10% if the crane is equipped with L.I.S.
 Con il sistema L.I.S. tutte le portate intermedie possono essere aumentate fino ad un massimo del 10%

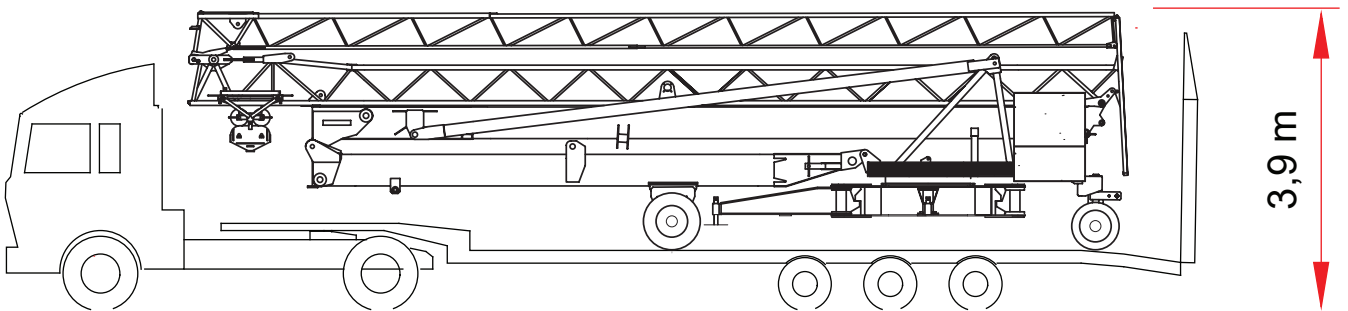
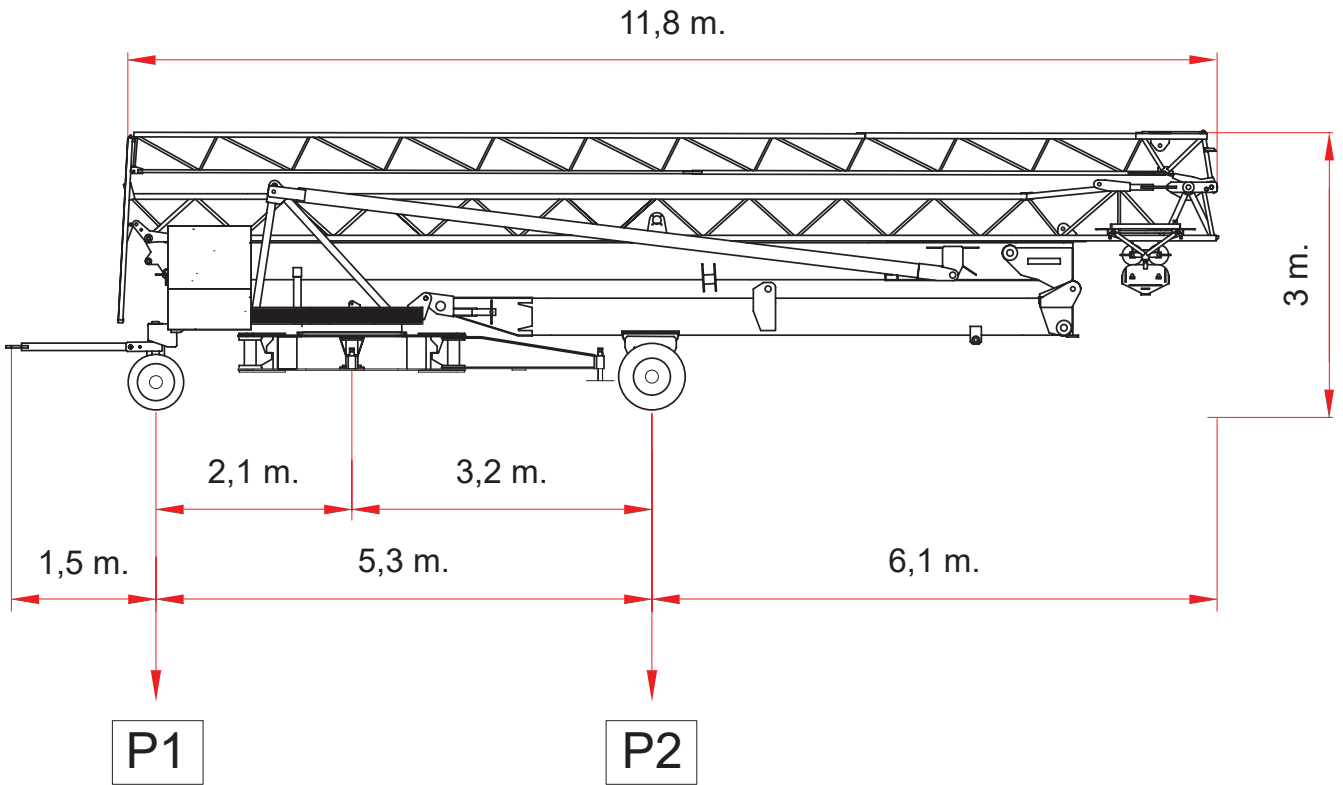
| | | Speed - Velocità | Power - Potenza |
|----------------------|---|--|-----------------|
| Slewing Rotazione |  | 0 → 0,80 r.p.m. | 2,2 kW |
| Trolley Carrello |  |  0 → 35 m/min | 2,2 kW |
| | |  0 → 35 m/min | |
| Rail Traslazione | ON REQUEST - SU RICHIESTA | | |

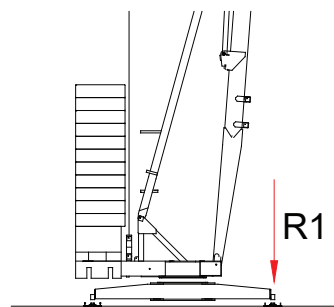
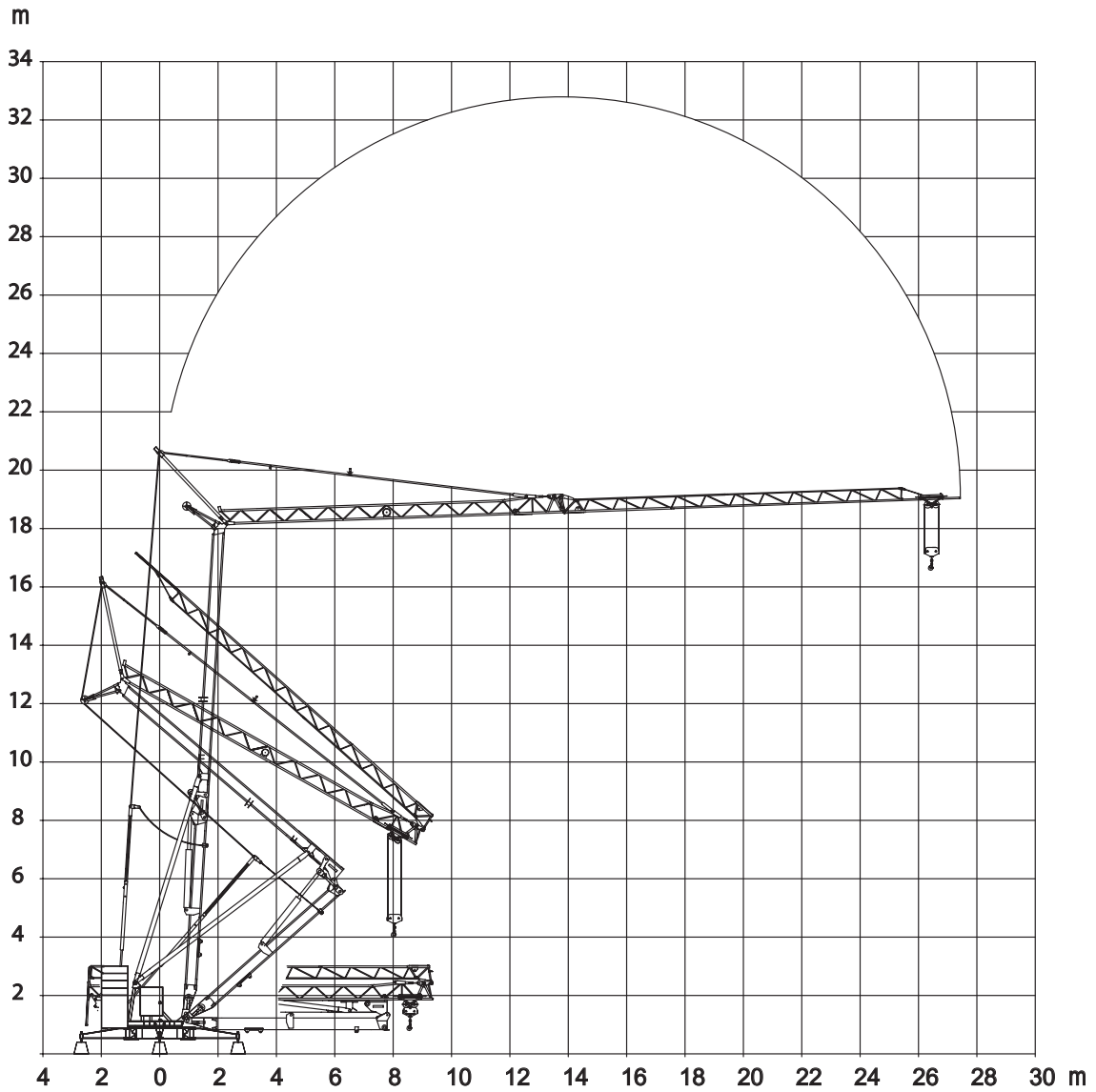
| Type Tipo  | Power - Potenza | | Rope - Fune |
|--|--|---|-------------|
| | hp - CV PS - ch | kW | m |
| HW047560 | 10 | 7,5 | 84 |
| Layer - Strati | N. 4 | | |
| | Stepless - Reg. Continua |  | |
| kg | m/min | | |
| 2000 | 0 → 24 | | |
| 897 | 0 → 44 | | |
| Maximum height - Massima altezza - |  41 m | | |
| Total installed power Forza motrice totale | 7,5kW (10 hp) 15 kVA - 400/480 V - 50/60 Hz ± 5% ± 2% | | |



| | |
|------|----------|
| P1 | kg 6100 |
| P2 | kg 7000 |
| Ptot | kg 13100 |

STANDARD VERSION
VERSIONE STANDARD





R1 ● 14 t ■ 12,5 t

▲ 7,7 t ○ 13,3 t

- Reazioni in servizio
- Reazioni fuori servizio
- ▲ Peso della gru senza assali
- Peso zavorra rotante

- Reactions in service
- Reactions out of service
- ▲ Dead weight without transport axles
- Ballast weight

ENG CRANES SRL

Via Limido 1/E
42024 Castelnovo di Sotto - RE
Italy

Info + 39 0522 1495518

Fax + 39 0522 1495601

commerciale@engcranes.com

www.engcranes.com